









# SEMLAX 621

MOTORISED LIFT, 1 MOTOR

|                  |      |   |     |     |     |
|------------------|------|---|-----|-----|-----|
| Deltadrive motor | 1    |   |     |     |     |
| Clevis pin       | 2    |   |     |     |     |
| Rue ring cotter  | 2    |  |     |     |     |
| Caster           | 4    |  |     |     |     |
| Nut              | 4    |  |     |     |     |
| Available sizes  | dash | 1   | 2   | 3   | 4   |
|                  | mm   | 475   | 500 | 525 | 550 |



# SEMLAX 661 MOTORISED LIFT, 2 MOTORS

|                  |      |   |     |     |     |
|------------------|------|---|-----|-----|-----|
| Okidrive motor   | 1    |   |     |     |     |
| Deltadrive motor | 1    |   |     |     |     |
| Clevis pin       | 4    |  |     |     |     |
| Rue ring cotter  | 4    |  |     |     |     |
| Caster           | 4    |  |     |     |     |
| Nut              | 4    |  |     |     |     |
| Available sizes  | dash | 1   | 2   | 3   | 4   |
|                  | mm   | 475   | 500 | 525 | 550 |